



CSCI 742 - Compiler Construction

Lecture 36

Range Analysis, Initialization Analysis

Instructor: Hossein Hojjat

April 23, 2018

Recap: Lattices

- Poset: set augmented with a partial order relation \preceq
- Lattice: poset where each two-element subset has a lub and a glb
- Can define: meet \sqcap and join \sqcup
- Use lattice to express information about a point in a program
- $x \preceq y$ means “ x is less or equally precise as y ”
- To compute information: build constraints that describe how the lattice information changes
 - Effect of instructions: transfer functions
 - Effect of control flow: meet operation

Recap: Transfer Functions

- L : data-flow information lattice
- Transfer function $F_S : L \rightarrow L$ for each instruction S
- Describes how S modifies the information in the lattice
- If $in(S)$ is info before S and $out(S)$ is info after S then
- Forward analysis: $out(S) = F(in(S))$
- Backward analysis: $in(S) = F(out(S))$

Recap: Control Flow

- Meet operation models how to combine information at split/join points in the control flow
- Forward analysis:

$$in(S) = \prod \{out(S') \mid S' \in pred(S)\}$$

- Backward analysis:

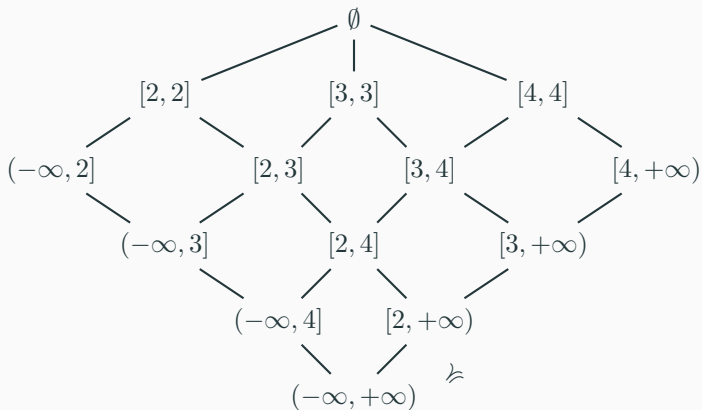
$$out(S) = \prod \{in(S') \mid S' \in succ(S)\}$$

Range Analysis

- Try to determine the possible range of integer values of a variable
- Elements: $[a, b]$ where $a \leq b$ or \emptyset
- We allow $a = -\infty$ and/or $b = \infty$
 - $(-\infty, +\infty)$ set of all integers
- $[a, b] \cup [a', b'] = [\min(a, a'), \max(b, b')]$
- Forward analysis with \cup as the meet operator

Domain of Intervals

Domain of Intervals $[a, b]$ where $a, b \in \{-\infty, 2, 3, 4, \infty\}$



Transfer Function: Addition

- Suppose we have only two integer variables: x, y

○ $x : [a, b] \quad y : [c, d]$

$$x = x + y$$

○ $x : [a', b'] \quad y : [c', d']$

if $a \leq x \leq b$ and $c \leq y \leq d$
and we execute $x = x + y$ then
 $x' = x + y$ and $y' = y$

- So we can let

$$a' = a + c$$

$$c' = c$$

$$b' = b + d$$

$$d' = d$$

Transfer Function: Subtraction

- Suppose we have only two integer variables: x, y

○ $x : [a, b] \quad y : [c, d]$

$$y = x - y$$

↓
○ $x : [a', b'] \quad y : [c', d']$

if $a \leq x \leq b$ and $c \leq y \leq d$
and we execute $y = x - y$ then
 $x' = x$ and $y' = y - x$

- So we can let

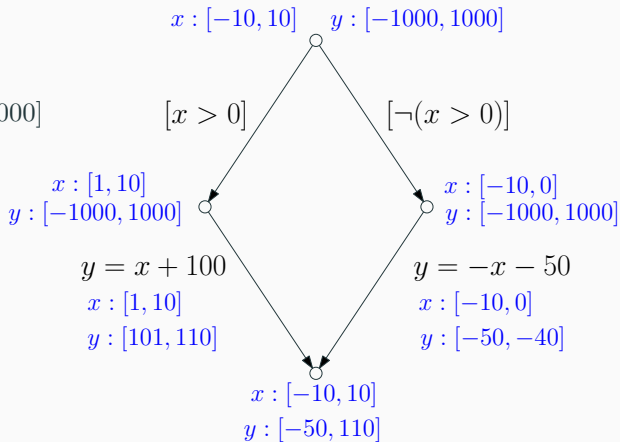
$$\begin{aligned} a' &= a \\ c' &= a - d \end{aligned}$$

$$\begin{aligned} b' &= b \\ d' &= b - c \end{aligned}$$

Combine Data-flow Facts

$x : [-10, 10]$ $y : [-1000, 1000]$

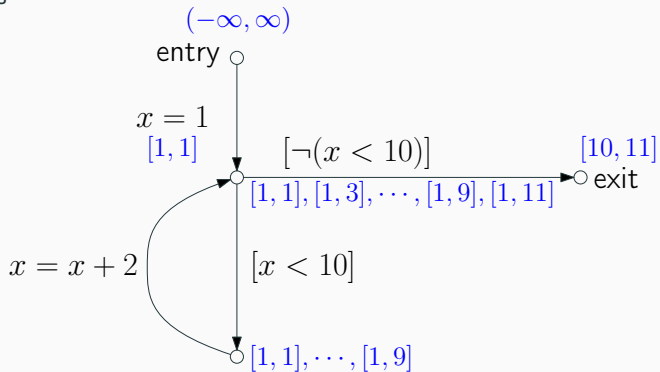
```
if (x > 0) {  
    y = x + 100;  
} else {  
    y = -x - 50;  
}
```



Handling Loops

Iterate until stabilizes

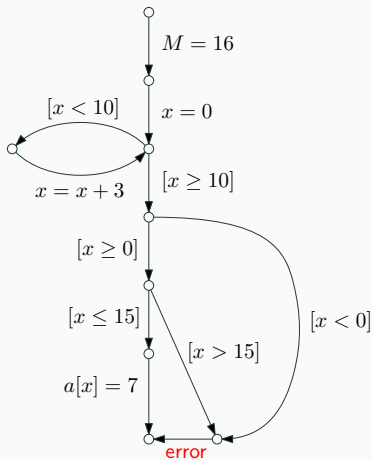
```
x = 1;  
while (x < 10) {  
  x = x + 2;  
}
```



Exercise

- Run range analysis, prove error is unreachable

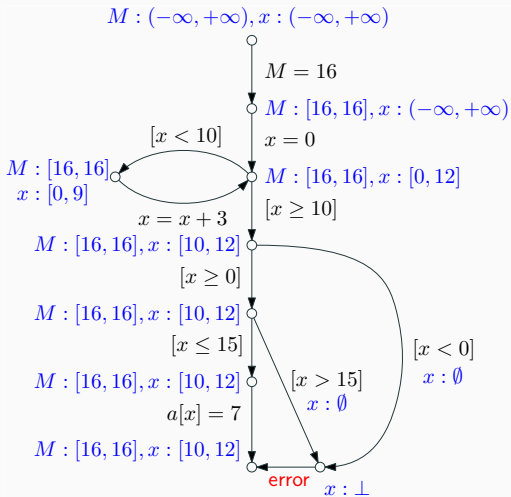
```
int M = 16;
int a[] = new int[M];
int x = 0;
while (x < 10) {
    x = x + 3;
}
if (x >= 0) {
    if (x <= 15)
        a[x]=7;
    else
        error;
} else {
    error;
}
```



Exercise

- Run range analysis, prove error is unreachable

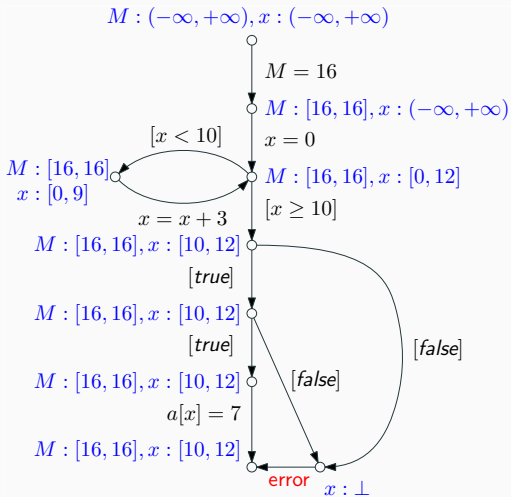
```
int M = 16;
int a[] = new int[M];
int x = 0;
while (x < 10) {
    x = x + 3;
}
if (x >= 0) {
    if (x <= 15)
        a[x]=7;
    else
        error;
} else {
    error;
}
```



Exercise

- Run range analysis, prove error is unreachable

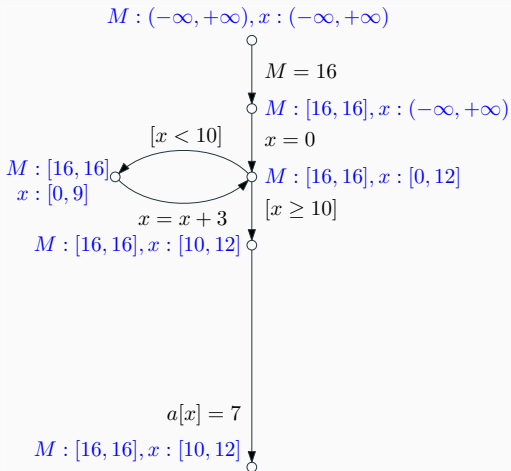
```
int M = 16;
int a[] = new int[M];
int x = 0;
while (x < 10) {
    x = x + 3;
}
if (x >= 0) {
    if (x <= 15)
        a[x]=7;
    else
        error;
} else {
    error;
}
```



Exercise

- Run range analysis, prove error is unreachable

```
int M = 16;
int a[] = new int[M];
int x = 0;
while (x < 10) {
    x = x + 3;
}
if (x >= 0) {
    if (x <= 15)
        a[x]=7;
    else
        error;
} else {
    error;
}
```



- Benefits: faster execution (no checks)
- Program cannot crash with error

Initialization Analysis

```
class Test {  
    static void test(int p) {  
        int n;  
        p = p - 1;  
        if (p > 0) {  
            n = 100;  
        }  
        while (n != 0) {  
            System.out.println(n);  
            n = n - p;  
        }  
    }  
}
```

- Does javac compile this program without error?

Initialization Analysis

```
class Test {  
    static void test(int p) {  
        int n;  
        p = p - 1;  
        if (p > 0) {  
            n = 100;  
        }  
        while (n != 0) {  
            System.out.println(n);  
            n = n - p;  
        }  
    }  
}
```

- Does javac compile this program without error?

Test.java:8:error:variable n might not have been initialized

```
while (n != 0) {
```

^

Initialization Analysis

```
class Test {
    static void test(int p) {
        int n;
        p = p - 1;
        if (p > 0) {
            n = 100;
        } else {
            n = -100;
        }
        while (n != 0) {
            System.out.println(n);
            n = n - p;
        }
    }
}
```

- We would like variables to be initialized on all execution paths
- Otherwise, the program execution could be undesirably affected by the value that was in the variable initially
- We can enforce such check using initialization analysis

Initialization Analysis

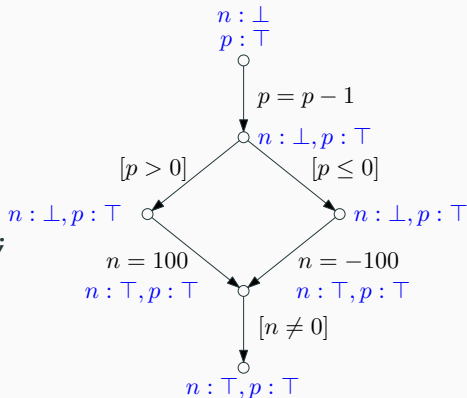
- Does javac compile this program without error?

```
static void test(int p) {
    int n;
    p = p - 1;
    if (p > 0) {
        n = 100;
    }
    System.out.println("Hello!");
    if (p > 0) {
        while (n != 0) {
            System.out.println(n);
            n = n - p;
        }
    }
}
```

Initialization Analysis

```
class Test {
  static void
    test(int p) {
    int n;
    p = p - 1;
    if (p > 0) {
      n = 100;
    } else {
      n = -100;
    }
    while (n != 0) {
      System.out.println(n);
      n = n - p;
    }
  }
}
```

- \perp indicates presence of flow from states where variable was not initialized
- If variable is possibly uninitialized, we use \perp
- Otherwise (initialized, or unreachable): \top



If var occurs anywhere but LHS of an assignment and has value \perp , report error

Sketch of Initialization Analysis

- Domain: for each variable, for each program point: $D = \{\perp, \top\}$
- At program entry, local variables: \perp , parameters: \top
- At other program points: each variable: \top
- An assignment $x = e$ sets variable x to \top
- $\text{glb}(\sqcap)$ of any value with \perp gives \perp
- Uninitialized values are contagious along paths
- \top value for x means there is definitely no possibility for accessing uninitialized value of x

Run initialization analysis

```
int n;  
p = p - 1;  
if (p > 0) {  
    n = 100;  
}  
while (n != 0) {  
    n = n - p;  
}
```